



Importance of News



Read and



Write.

*Use the Word Bank to answer the question on the TV.

Why is it important
to know about the
news?

1.

_____.

3.

_____.

2.

_____.

Word Bank

To play

To be informed

To go to the park

To be prepared for
an emergency

To talk to your friend

For social
entertainment



5th Grade
Unit: 2

Writing Some News

Activity 10



Write,



Draw and



Color.

World News



1. _____

Local News



2. _____

Look, Read and Match/Connect.

1. What happened here? •


• Two male drivers.

2. Who was in the accident? •

• Tuesday, November 12 at 4:00 P.M.

3. When did the accident occur? •

• Car accident between two Monster cars.





5th Grade
Unit: 2

Survey Questions Sort

Activity 12



Read



Write.

*Read the Question Bank and write the correct answer on in each column.

Question Bank

Car Accident

1. _____
2. _____
3. _____



Music Festival

4. _____
5. _____
6. _____



- *When was the music festival?
- *What happened at the festival?
- *When was the accident?
- *Who was at the music festival?
- *Who was in the accident?
- *What happened in the car accident?

Answers: 1. When was the accident? 2. Who was in the accident? 3. What happened in the car accident? 4. What happened at the festival? 5. Who was at the music festival? 6. When was the music festival?



5thGrade
Unit: 2

Final Product

Activity **13**

 Read ,  Cut and  Glue .

*Ask a member of your family what they think about news.Choose the appropriate answers from the Word Bank to complete the survey.

Why is it important to know about the news?

<input checked="" type="checkbox"/>	
<input checked="" type="checkbox"/>	
<input checked="" type="checkbox"/>	
<input checked="" type="checkbox"/>	

Word Bank

To know about the world news.

To have a meeting.

To be prepared in case of an emergency.

To know about what is happening in the state.

To go to a party.

To be informed about events in our community.





5th Grade
Unit: 3

Guess Who

Activity 1



Read,



Guess,



Match and



Color.

1.

He is tall.
He has brown hair.
He has brown eyes.
He is _____.

2.

She is short.
She has red hair.
She has blue eyes.
She is _____.

3.

He is average height.
He has black hair.
He has black eyes.
He is _____.



Charlie



Tonny



Lily



5th Grade
Unit: 3

Complete the Descriptions


Activity 2

 Write,  Complete and  Color.

Word Bank

black brown red green blue

*Using the Word Bank, complete personal information to describe the boy and the girl.



1. He has _____ hair.
He has _____ eyes.



2. She has _____ hair.
She has _____ eyes.



5th Grade Unit: 3

Classify

Activity **3**



Look and



Classify.

1. Hair Type



2. Hair Color



3. Eye Color



4. Opposites



Word Bank

red
curly
blond
short/tall
straight
brown
wavy
green
young/old
black
short hair/long hair
blue



5th Grade
Unit: 3

Describe Yourself


Activity 4



Draw, Write and Complete .



Complete .



I am _____. (height: tall, short)

I have _____. (hair type: wavy, straight, curly)

I have _____. (hair color: black, brown, blond, red)

I have _____. (eye color: black, brown, blue, green)





5th Grade
Unit: 3

Practice using Connectors

Activity 5



Read,



Complete

and

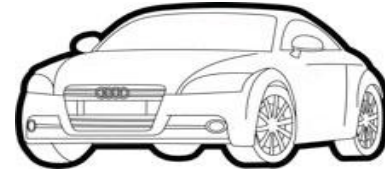


Color.

*Join the sentences using the connector “and”.

Example:

1. The car is blue. The car is new.
The car is blue and new.




2. The house is red. The house is big.

_____.



3. The flower is pink. The flower is green.

_____.



4. The boy is nice. The boy is cool.



_____.



Answer key: 2. The house is red and big. 3. The flower is pink and green. 4. The boy is nice and cool.



Details Match

 Read and  Circle.

1. The boy over there is my brother.


General Information/ Detail

2. The boy with curly hair and a striped shirt is my brother.

General Information /Detail

3. The girl with curly hair and a skirt is my sister.

General Information/ Detail





5th Grade
Unit: 3

Stages

Activity 7



Cut,




Glue and




Write.


1.





2.




3.



4.




Elder



Teenager



Baby



Adult

Answer Key: 1. Baby 2. Teenager 3. Adult 4. Elder.








5th Grade
Unit: 3

Complete the Sentences

Activity 8

 Read,  Look and  Complete.

1. ☐ He is a _____.

2. ☐ He is a _____.

3. ☐ He is an _____.


4. ☐ He is an _____.

B.




baby

A.



teenager

D.



elder

C.



adult

Answer Key: 1. B, baby 2. A, teenager 3. C, adult 4. D, elder





5th Grade
Unit: 3

Describing Words


Activity 9

 Look ,  Read and  Write.

Word Bank

funny polite lazy cheerful lovely shy rude friendly

1. My classmates are _____.



5. Pedro is a _____ boy.



2. My grandma is _____.



6. The clown is _____.



3. I have a _____ dog .



7. I am _____.



4. My little sister is _____.



8. Ana is always _____.



Answer Key: 1. friendly, 2. lovely, 3. lazy, 4. polite, 5. rude, 6. funny, 7. shy, 8. cheerful.





5th Grade
Unit: 3

Describing a Family

Activity 10



Look ,



Read and



Underline .



1. The sister is **shorter/ taller** than the brother.
2. The brother is **shorter/ taller** than the father.
3. The sister has **curly/ straight** hair.
4. The mother has **curly/ straight** hair.

Answer Key: 1. taller, 2. shorter, 3. curly, 4. straight.



5th Grade
Unit: 3

Using Connectors

Activity 11



Read and



Complete.

Word Bank

and but or

1. I like coffee _____ tea.



2. I like coffee _____ I don't like tea.



3. I don't like tea _____ coffee.



4. Would you like tea _____ coffee?



Answer key: 1. and, 2. but, 3. or, 4. or.

Stages of Life

 Look and  Draw.

*Draw the stages of life on the graphic as you learned in this unit.



Stage 1
Baby



Stage 2
Teenager



Stage 3
Adult



Stage 4
Elder



5th Grade
Unit: 3

Final Product Development Graph

Activity **13**



Draw and  Write.

*Draw and write the stages of a persons life. You can also use magazine cut outs to represent your Development Graph.

PROGRAMA NACIONAL DE INGLÉS

CUADERNO DE ACTIVIDADES





5thGrade Unit: 4

Find the Buildings

Activity **1**



Look ,



Read and



Match .

Example:



1.



2.



3.



4.



Library

Park

School

Museum

Fire Station

Bank

Hospital

Supermarket

Police Station

5.



6.



7.



8.



Answer Key: 1. Bank, 2. Supermarket, 3. Museum, 4. Police Station, 5. Hospital, 6. School, 7. Fire Station, 8. Library.





5th Grade
Unit: 4

Complete the Compass

Activity 2



Look ,



Cut and



Glue .

Word Bank

East

North

South

West

1. []



3. []

2. []




4. []

Answer Key: 1. North, 2. South, 3. East, 4. West.



Directions

 Look,  Read and  Write.



1. _____ 2. _____ 3. _____



4. _____ 5. _____

Word Bank

Go straight
Turn left
Turn right
Next to
In front of



5th Grade
Unit: 4



Read,



Look and

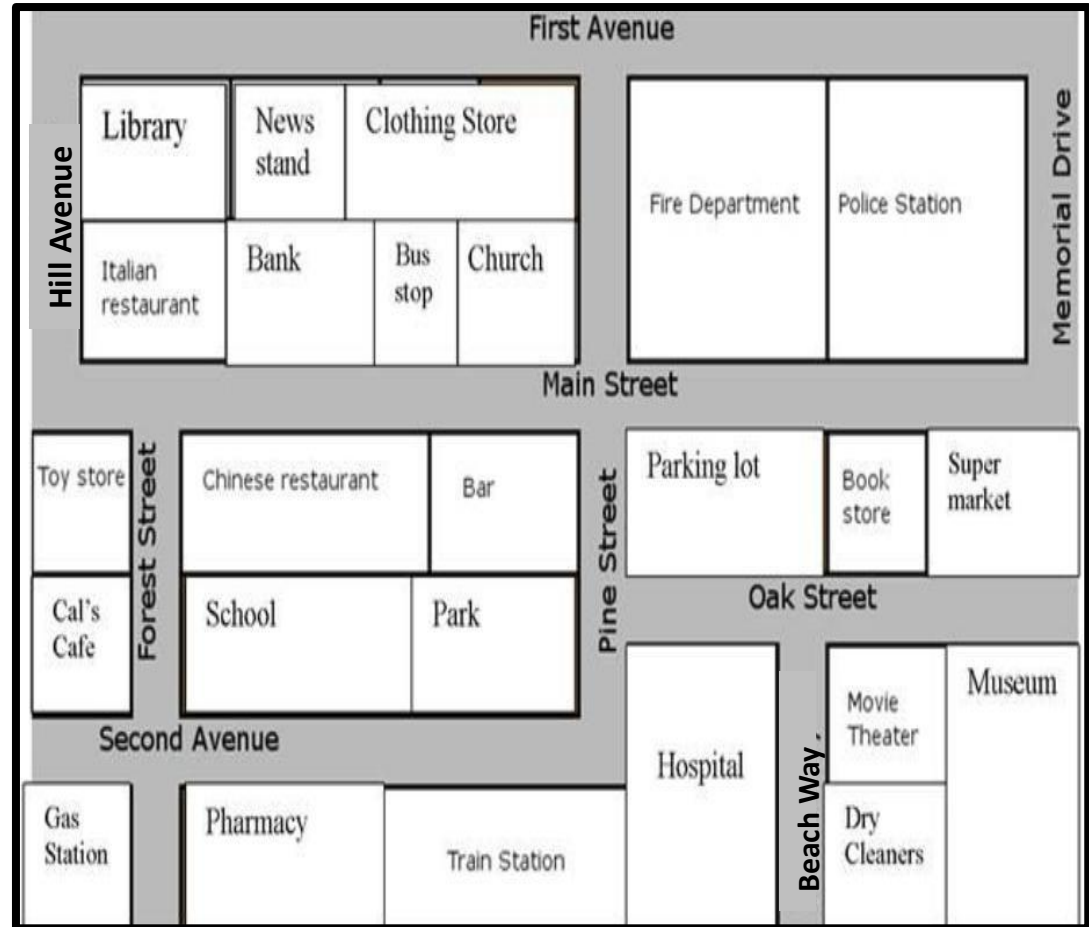


Circle.

1. The school is next to the pharmacy. T/F
2. The police station is next to the fire department. T/F
3. The museum is in front of the supermarket. T/F
4. The hospital is in front of the library. T/F
5. The park is next to the school. T/F

True or False

Activity 4



Answer Key: 1. F, 2. T, 3. T, 4. F, 5. T.



PROGRAMA NACIONAL DE INGLÉS

CUADERNO DE ACTIVIDADES





5th Grade Unit: 4

Community Map

Activity 5



Look,




Read,



Cut and





Glue.



Sentence Bank

1. The bank is next to the police station.
2. The supermarket is on 2nd Street.
3. The school is in front of the park.





5th Grade
Unit: 4

My Community

Activity 6



Draw,



Color and



Label.

*Draw and label your town.



5th Grade
Unit: 4

Classify Asking and Giving Directions

Activity 7



Look and



Write.

Word Bank

Can you tell me
Go straight
How can I get
How far
Turn left
Next to
U turn
Where is



Asking for Directions:

1. _____.
2. _____.
3. _____.
4. _____.

Giving Directions:

5. _____.
6. _____.
7. _____.
8. _____.

Answer Key: 1. How far, 2. Where is, 3. How can I get, 4. Can you tell me, 5. Turn left, 6. Go straight, 7. Next to, 8. U turn.





Guess the Directions



Look and



Circle.

1.




Turn left

Turn right

Across from

2.



Next to

Turn right

On the corner

3.




Across from

Go straight

Turn left

4.



Next to

U turn

On the corner

PROGRAMA NACIONAL DE INGLÉS

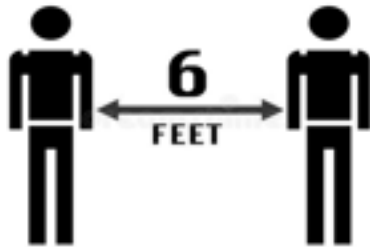
CUADERNO DE ACTIVIDADES



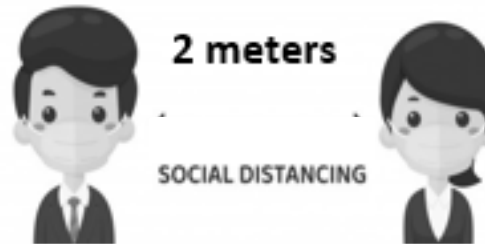
Distance Abbreviations

Look, Read and Write.

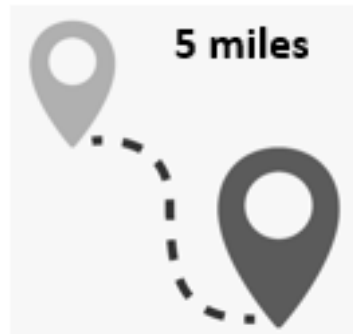
*Write the corresponding abbreviation for each picture.



1. _____



2. _____



3. _____



4. _____

Abbreviations Bank

cm m
km in
ft yd
mi



5th Grade
Unit: 4

Means of Transportation Match

Activity 10



Look,




Read and



Write.

Example:



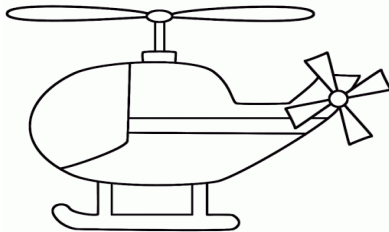
1. Train- Ground



2. Plane - _____



3. Ship - _____



4. Helicopter - _____



5. Boat - _____



6. Car - _____

*Decide if the Mean of Transportation in the picture is used on:
Ground , Water or Air



5th Grade
Unit: 4

Complete the Conversation

Activity **11**



Look,



Read

and



Write.

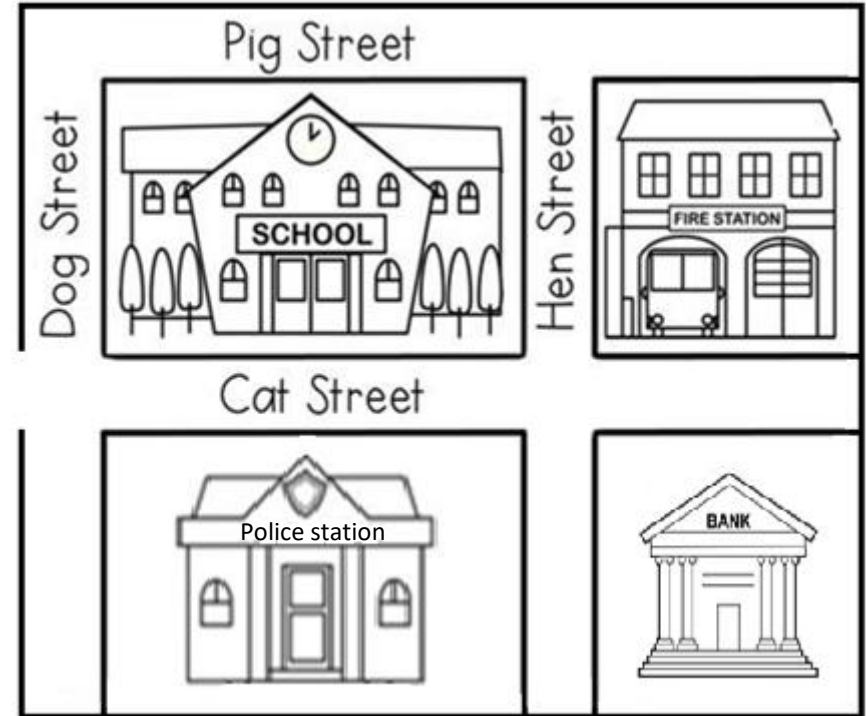
_____ me,
can you tell me
how to get to the
_____?

_____, go
_____ on
Cat Street and the
_____ is
next to the police
station.



Word Bank

bank	police station
Excuse	straight Yes



Answer Key: Excuse me, can you tell me how to get to the bank?
Yes, go straight on Cat Street and the bank is next to the police station.





5th Grade
Unit: 4

A quick guide to get to the park Final Product

Activity 12



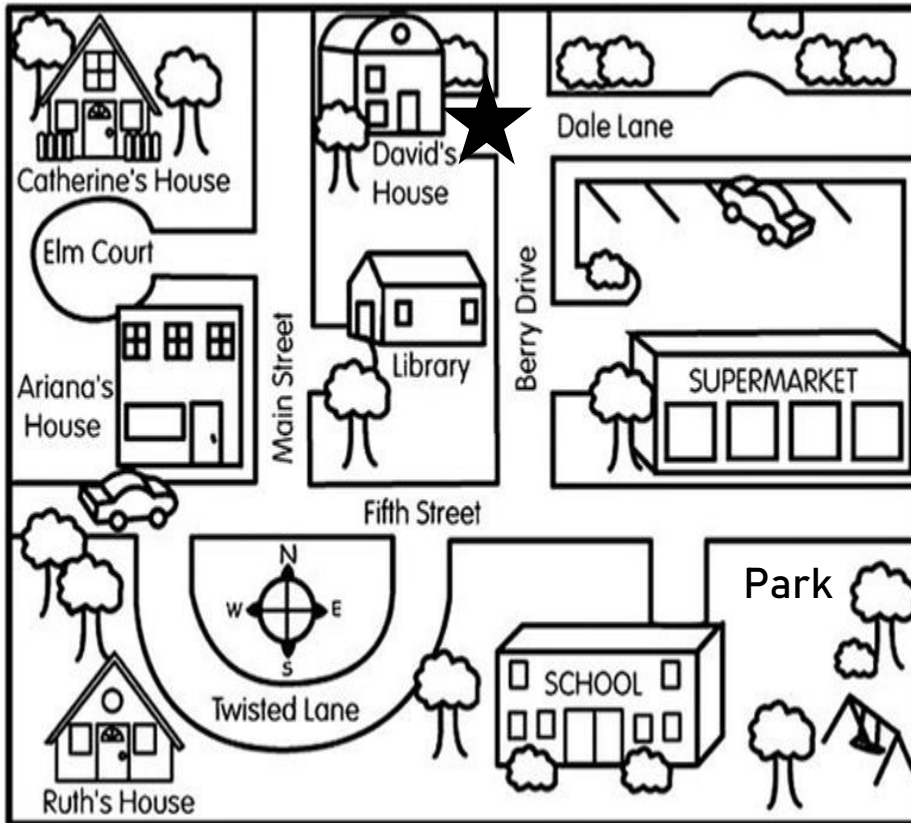
Read,



Look and



Write.



*Explain how you would get from David's house to the park.

PROGRAMA NACIONAL DE INGLÉS

CUADERNO DE ACTIVIDADES





Complete the Lyrics



Listen,



Read and




Write.

*Listen to the Christmas Song and fill in the blanks.



Word Bank





Decorating my Christmas Tree



Cut,



Draw and




Color.


*Use your imagination to decorate your Christmas Tree.

*You can cut the Christmas Tree shape and use it as a pattern to make Christmas decorations.

*You can color the tree green, and place buttons of many different colors.
So they can look as spheres in your Christmas Tree.


*You can also use foamy pieces, different colors of pompoms, etc. 

Example:





3D Snowflake Template





Christmas Wreath




Cut,



Draw and



Glue.



1. Use different color of green paper.
2. Trace the hand and cut (approx 25).
3. Glue the hands on a paper plate (cut the middle part) forming a wreath.
4. Cut the circles and trace on red paper add to the wreath.
5. Hang on a door or window.



Estado
de Coahuila

Secretaría de Educación



PROGRAMA NACIONAL DE INGLÉS

CUADERNO DE ACTIVIDADES





5th Grade Unit: 1

Unit Vocabulary

Activity 1



Read



Look



Complete



Color

School

Coffee shop

Park

House

Tablet

Computer


Cellphone



1. _____



2. _____




3. _____



4. _____



5. _____



6. _____

Answer Key: 1. Computer, 2. Park, 3. Tablet, 4. Cellphone, 5. House, 6. School.



5th Grade
Unit: 1

Telling the Time

Activity 2



Read



Draw

*Draw the clock hands according to the written time.



It's nine o'clock



It's five-fourty



It's three o'clock



It's eighth o'clock



It's ten-thirty







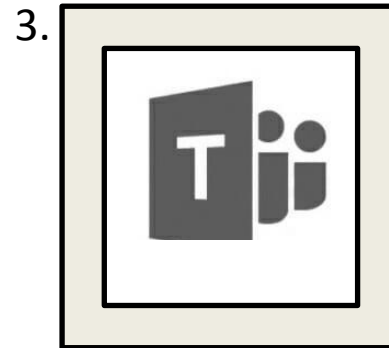


It's twelve o'clock



5th Grade
Unit: 1

Activity 3

Apps Used in Virtual Meetings.





Look



Read



Classify



Write

a) Computer b) Tablet d) Park e) Office f) School g) Cellphone

1.



Face to Face Meetings

2.



Virtual Meetings



5th Grade
Unit: 1

Greetings, Farewell and Courtesy Expressions

Activity 5



Look



Read



Complete

How are you?

1.



3.



You are welcome.

2.



4.



Answer Key: 1. Fine, thank you. 2. Thank you. 3. Goodbye. 4. Good night..



5th Grade
Unit: 1

Formal and Informal Expressions

Activity 6



Read



Classify



Write

1. Hello Sir. 2. Are you at home? 3. How are you? 4. Hi.
5. How is it going? 6. May I Speak to...?

A) FORMAL

B) INFORMAL

Answer Key: A) 1, 3, 6. B) 2, 4, 5.







5th Grade Unit: 1

Asking for Information


Activity 7



Read



Write



1. When is the virtual meeting? _____.
2. What time is the virtual meeting? _____.
3. What application are they going to use? _____.

Answer Key: 1. Tomorrow, 2. It's going to be at 10:00 o'clock in the morning, 3. Zoom.





5th Grade
Unit: 1



Look



Read



Write

Order the Conversation

Activity 8



BEGINNING



Juan: Do you know what time we are having the virtual meeting tomorrow?

Monica: Yes, it's going to be at 10 o'clock in the morning.

Juan: Very well, Do you know what meeting app we will use?

Monica: Yes, we will be using Zoom.

Juan: Hello Monica, How are you today?

Monica: Hello, I'm fine thank you.

Juan: Thank you so much for your help. Well I have to let you go, let's talk later.

MIDDLE

END



5th Grade
Unit: 1

Design your Virtual Meeting

Activity 9



Read



Think



Complete



My Meeting

Time of the Meeting:

Type of app you will use:

When will the meeting be:

Words at the beginning of the meeting:

Words at the end of the meeting:

Word Bank

- 10 o'clock
- 5 o'clock
- 8 o'clock
- Facebook
- Teams
- Zoom
- WhatsApp
- Monday
- Tuesday
- Wednesday
- Hello
- Goodbye
- How are you
- See you later



True or False



Read




Circle



1. The school meeting is on Sunday.

True/False



2. The meeting is going to be in the school library.

True/False



3. The school meeting is going to be on the Teams App. True/False



4. Julio is going to the meeting at 10 o'clock.

True/False



5th Grade Unit: 1

Classify

Activity **11**



Look



Read



Classify

Accept

1. _____.
2. _____.
3. _____.

Deny

1. _____.
2. _____.
3. _____.

Word Bank

No, I can't.
Yes, I will be there.
You can count on that.
Sorry, I can't make it.
Yes, thank you.
No, thank you.



Answer Key: Accept, Yes, I will be there, You can count on that, Yes, Thank you. Deny, Sorry, I can't make it. No, I can't. No, Thank you.



5th Grade

Unit: 1

Unscramble Sentences

Activity 12



Unscramble



Complete

1. come you Can the meeting to?


_____. Yes, _____.

2. participate meeting Can in the you?

_____. You _____.

3. meeting tomorrow is The.

_____. Sorry, _____.



Answer Key: 1. Can you come to the meeting? Yes, I will be there. 2. Can you participate in the meeting? You can count on that. 3. The meeting is tomorrow. Sorry, I can't make it.





Estado
de Coahuila

Secretaría de Educación



PROGRAMA NACIONAL DE INGLÉS

CUADERNO DE ACTIVIDADES





Is it Formal or Informal?



Read



Write

*Read the sentences below and write “F” for Formal or “I” for Informal.

1.____ How are you?

2.____ Thanks.

3.____ What’s going on?

4.____ Nice to meet you.

5.____ It is a pleasure to meet you.

6.____ What’s up?

7.____ Thank you.

8.____ What are you doing today?





5thGrade
Unit: 1

Different People

Activity 14




Look



Circle




1. Teacher: Formal / Informal



2. Friends: Formal / Informal



3. Baby: Formal / Informal



4. Grandparents: Formal / Informal

Answer key: 1. Formal. 2. Informal. 3. Informal. 4. Formal.



5th Grade Unit: 1

Activity **15**



Look



Find




Circle

T	D	O	W	B	S	P	A	H	T	L
U	C	M	N	Y	R	H	M	Y	I	B
E	A	E	S	D	L	O	H	A	M	C
S	O	S	U	T	I	N	M	D	E	X
D	W	S	F	Y	P	E	S	N	T	O
A	D	A	U	H	C	C	A	O	Q	B
Y	K	G	O	J	K	A	I	M	D	A
P	O	E	V	S	B	L	T	K	J	G
T	O	Z	Q	A	E	L	Y	A	A	N
W	B	M	E	P	F	P	A	T	D	I
C	E	L	L	P	H	O	N	E	Z	T
U	C	K	O	X	J	R	P	A	P	E
T	A	H	D	A	M	S	F	M	K	E
L	F	C	P	T	E	X	T	S	G	M

Word Bank


TEXT
MESSAGE
E MAIL
PHONE CALL
CELL PHONE
TEAMS
APP
MEETING
TIME
MONDAY
TUESDAY
FACEBOOK



1.  **E-mail**



When you receive a message in your cell phone. It can be a text message or through Facebook or Whatsapp.

2.  **Phone call**



The receiver and sender need to have an E-mail account.

3.  **Text message**



When you receive a call on your cell phone or home phone.



5th Grade
Unit: 1

Phone Call

Activity 17



Read




Complete

Word Bank

*Goodbye *How do you do? *Fine, *Thank you
*nine *ten * eight *How are you?

Hi. _____.
The meeting will be
tomorrow in the park
at _____
o'clock.



Hello. _____
_____.
_____, I will see
you there. Thank
you. _____.



5th Grade
Unit: 1

Writing an E Mail

Activity 18



Read



Complete

Webmail

Send Save Draft Folders Addresses Calendar New Mail Mailbox Settings Logout

To: _____
CC: _____
BCC: _____
Subject: _____

Hello, _____.
The meeting will be _____ at _____ o'clock.
We will be talking about the Christmas Festival.
I hope to see you there.

ATTACHMENTS:
Attach: Choose File no file selected Attach

Webmail

Send Save Draft Folders Addresses Calendar New Mail Mailbox Settings Logout

To: _____
CC: _____
BCC: _____
Subject: _____

Hi, _____.
I will be attending the meeting. _____ you, For the
information.

ATTACHMENTS:
Attach: Choose File no file selected Attach



5th Grade
Unit: 1

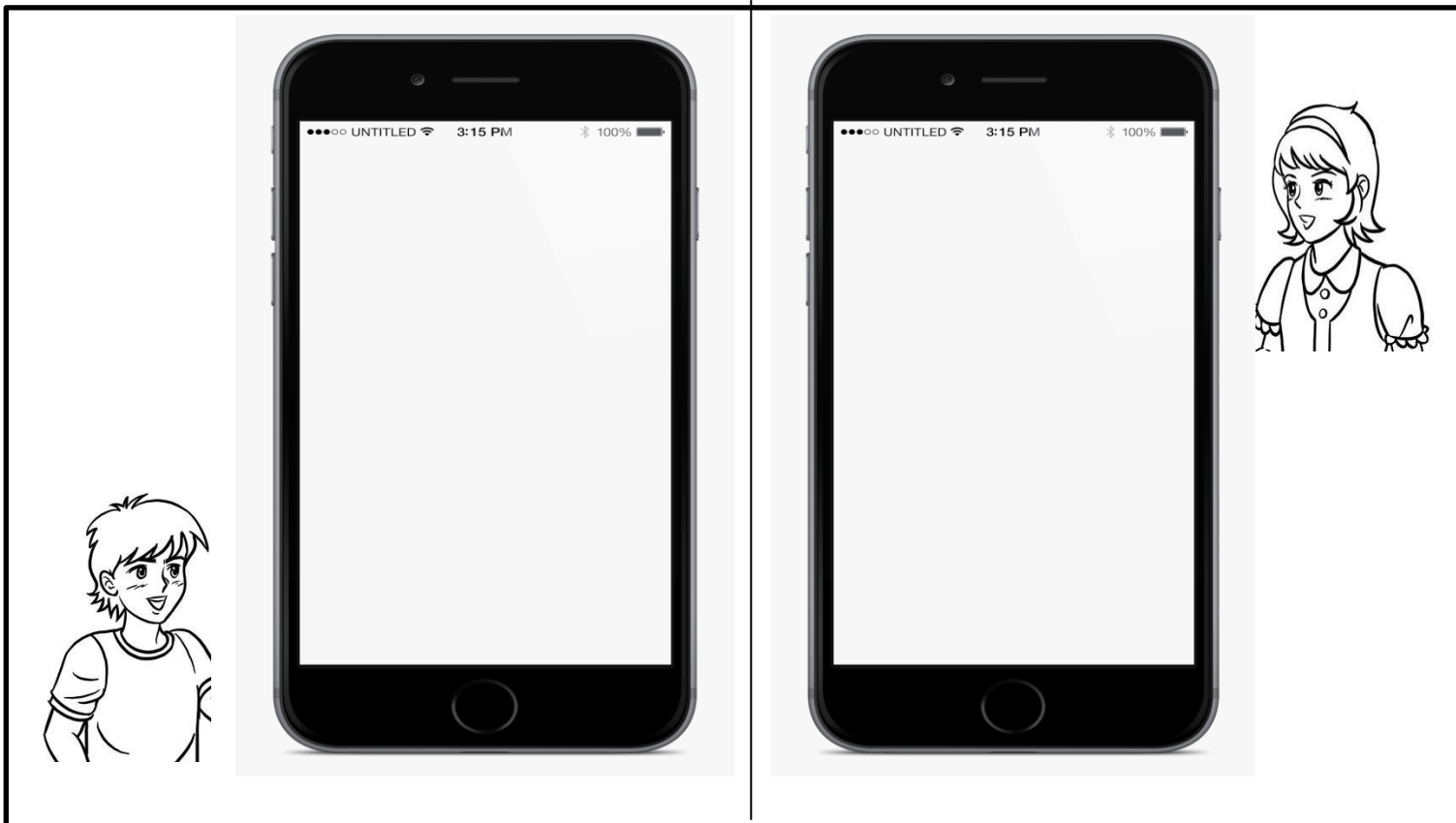


Write

Final Product

Activity 19

*Organize a meeting and answer to the invitation. Use all the aspects you practice in this Unit .







5th Grade
Unit: 2

Types of News

Activity 1



Classify



Write



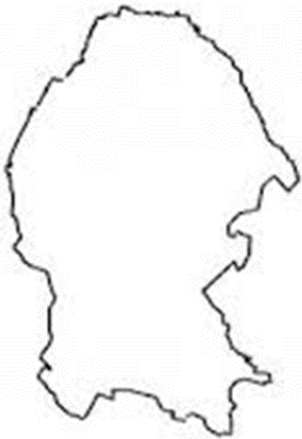
Color

1. Local News

2. World News

Word Bank

Town
State
Community
Country
World



Answer Key: 1. Town, Community, State, 2. Country, World





5th Grade
Unit: 2

Listening to News

Activity 2



Unscramble



Write



Say


a)



d i o r a

--	--	--	--	--

b)



v i t e n l s i e o

--	--	--	--	--	--	--	--	--

c)



t r e u m c o p

--	--	--	--	--	--	--	--	--



Complete

1. I hear news in the _____.

2. I hear news in the _____.

3. I hear news in the _____.

Answer Key: a) radio, b) televisión, c) computer. 1. radio. 2. televisión. 3. computer.





5th Grade Unit: 2

I Think.....

Activity 3



Look



Read



Match/Connect



a)

I think washing
your hands is
important.

b)

I think home school
can be difficult.

c)

I think staying
home can keep
us safe.

Answer Key: 1. c), 2. a), 3. b).



5th Grade
Unit: 2

Cross Word Puzzle

Activity 4



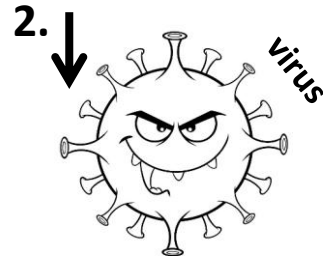
Look




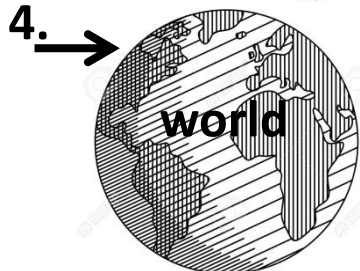
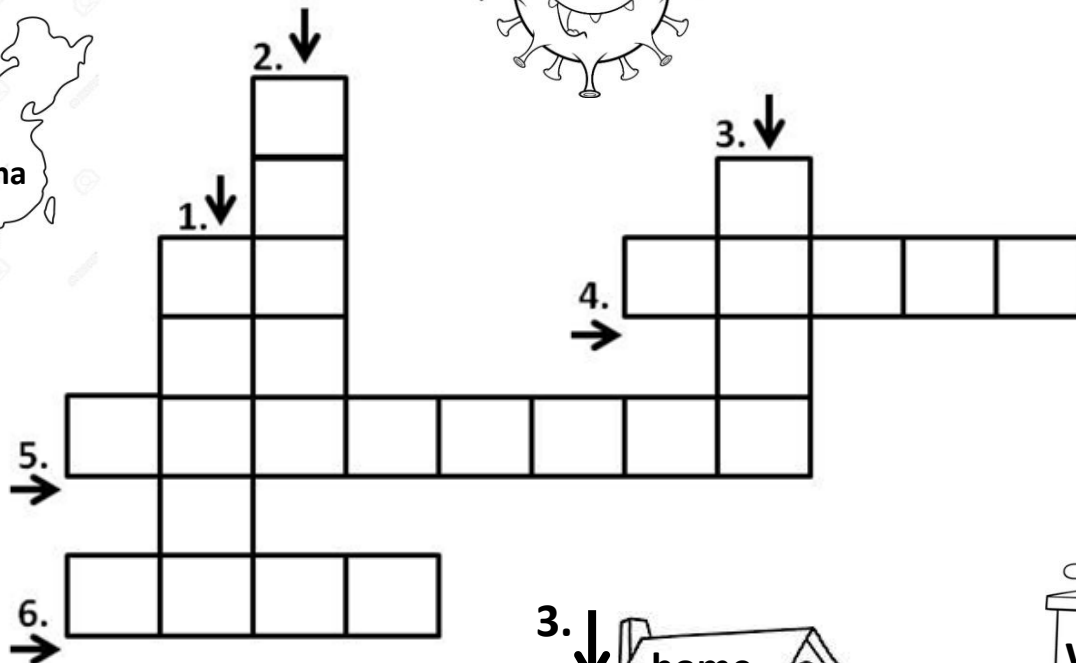
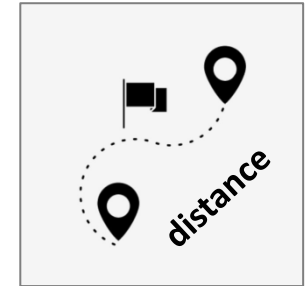
Read




Write



5. →



6. →





Estado
de Coahuila

Secretaría de Educación



PROGRAMA NACIONAL DE INGLÉS

CUADERNO DE ACTIVIDADES





5th Grade Unit: 2

Types of News

Activity 5



Look



Read




Write

*Read the definition of each kind of News and write it down in it's corresponding place.



1. _____

_____.



2. _____

_____.



3. _____

_____.

Word Bank

- Hard News are the most important news. It can be world news, weather and interviews.
- Soft News is the line between information and entertainment. It can be sports, entertainment, food and celebrity gossip.
- Features are stories with only one feature, but are creative and true. They can be comics or horoscopes.

Answer Key: 1. Soft news. 2. Hard News. 3. Features.



Identifying News

Look Match/Connect

1.



•

•

Features

2.



•

•

Hard News

3.



•

•

Soft News

Answer Key: 1. Hard News 2. Features 3. Soft News



5th Grade
Unit: 2

Knowing the Answer

Activity

7



Read



Circle

*You can look for the answers in the video.



1. Who said two fifths of the world plants are at risk of extinction?
a) Scientists b) Gardeners c) Carpenters
- 2.- How is the research called?
a) The Estate of the World's Plants and Fungi. b) New species c) Pandemics
- 3.- How many new species of plants and fungi were discovered in 2019?
a) Over 4,000 b) Exactly 4,000 c) Around 4,000
- 4.- What did the botanist say we could not survive without?
a) New species b) Plants and Fungi c) Opportunities
- 5.- Why is important to protect all plant life?
a) It is necessary b) We can't survive without Plants and Fungi. c) We have to.



and Fungi.



Answer Key: 1. Scientists. 2. The Estate of the World's Plants and Fungi. 3. Over 4,000. 4. Plants and Fungi. 5. We can't survive without Plants



5th Grade Unit: 2

Identifying Questions

Activity 8



Read



Cut



Glue



Is used for quantity
and amounts.

1.

Is used for asking
for information.

2.

Is used for a
reason.

3.

Is used for a
person.

4.

Is used for direct and
indirect questions.

5.

How

Who

Why

What

How many

Answer Key: 1. How many. 2. What. 3. Why. 4. Who. 5. How.