



CUADERNO DE ACTIVIDADES



Classified Ads For



Read



Label



Color

Word Bank

Family Adults Children



1. _____

2. _____

3. _____



4th Grade
Unit: 2

Are these Products or Services?

Activity 2



Read



Write



Color



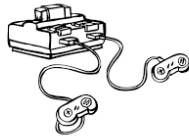
plumber



book



chef



videogame



computer



secretary

PRODUCTS	SERVICES

Answer key: Products: book, videogame, computer. Services: plumber, chef, secretary.





4th Grade
Unit: 2

Which is your Favorite Product?

Activity 3



Look




Write



Describe



Color



Descriptive Words Bank

-expensive	-modern	-colorful
-old	-cheap	-attractive

Products



Roller-skates



Alebrijes



Lotto-game



Rag doll



Books



Video-games





4th Grade Unit: 2

Let's Classify Products

Activity 4



Look



Read




Classify




Write

Word Bank

*roller-skates *glue *rag doll *lotto-game *bed *notebook *ball *sofa
*chair *T. V. *scissors *table *book *alebrije *pencil




Stationery:



Toys:

Household
items:



Answer Key: **Stationery:** glue, notebook, scissors, book, pencil. **Toys:** roller skates, rag doll, lotto-game, ball, alebrije. **Household items:** bed, sofa, chair, T.V., table.





Estado
de Coahuila

Secretaría de Educación



PROGRAMA NACIONAL DE INGLÉS

CUADERNO DE ACTIVIDADES





4th Grade Unit: 2

Redesigning Ads

Activity 5



Look



Cut



Color



Glue



Complete

*Make the following Ad more attractive to people.

mamma mia

Most popular pizzas
and pastas in town !


Try our chicken wing pizza
with fresh tomato and basil!

Open 7 days a week


Two locations to serve you better:

Elton Avenue - phone 570-956-1720 and
Clarks Street - phone 570-586-7400


Free delivery within min. US\$10 order.



FREE DELIVERY



MOST POPULAR PIZZAS AND PASTA IN TOWN!

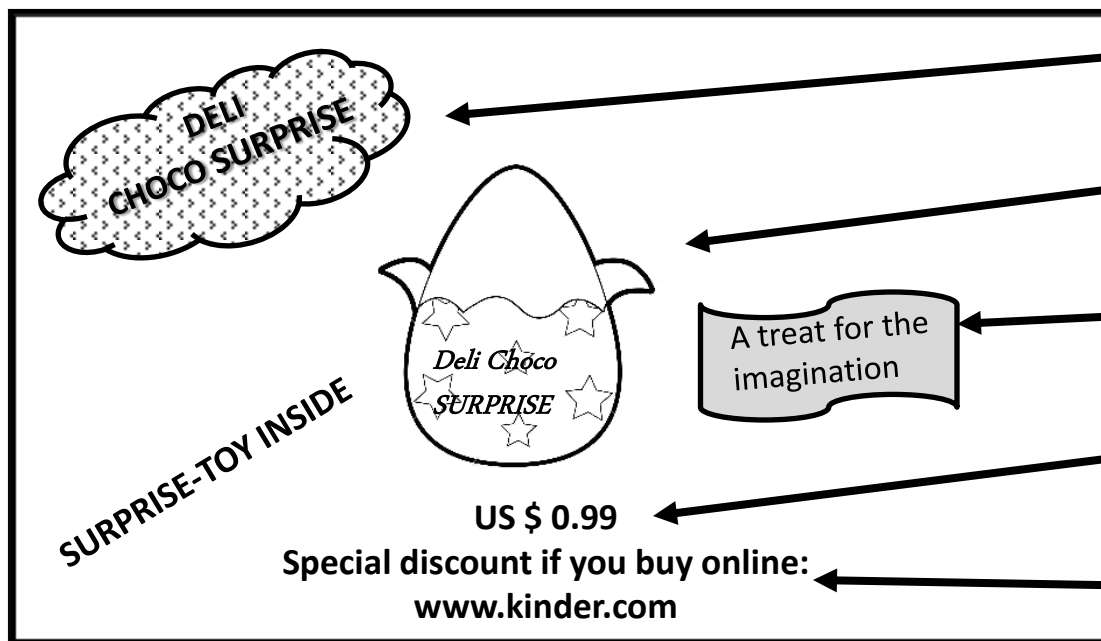




*Look at the advertisement below and label the diagram using the vocabulary in the word bank.

Word Bank

- Image - Price - Colorful - Attractive - Words that stand out in ads



1.

2.

3.

4.

5.

Answer Key: 1. Words that stand out in ads . 2. Image. 3. Colorful. 4. Price . 5. Attractive.



4th Grade
Unit: 2

Knowing about Advertisements

Activity 7



Look

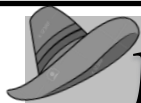


Write

* Look at the advertisement and answer the following questions:

Word Bank

-Yes, it does -No, it doesn't - It is ...



Mexican Market

- * Beautiful Mexican doll!
- * It's small size!
- * Unique in its style!
- * Handmade!
- * Different colors!



\$45

If you can dream it,
you can have it!



Phone: 416 901 9738

www.mexicanmarket.com

1. Does the Ad have description?

_____.

2. What is the contact number?

_____.

3. How much is the doll?

_____.

4. What size is the doll?

_____.

5. Does it include doll description?

_____.





4thGrade
Unit: 2

Describing Products

Activity **8**



Read





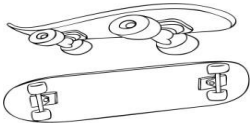
Complete



Color

Word Bank

- a)** The skateboard is large and cheap.
- b)** The doll is expensive and small.
- c)** They are boring and colorful.

Product	Characteristics
	1.
	2.
	3.

Answer key: 1. c, 2. b, 3 a.



CUADERNO DE ACTIVIDADES





4th Grade
Unit: 2

Elements in the Ads

Activity

9

Look, Read and Write.

Super Board


Length : 34 inches

Width: 6 inches

Weight: 4.8 lbs

**A board designed with the
latest technology for speed!**

Go fast with the superboard!



US \$ 75

Call: 473-223-4486

1. _____

2. _____

3. _____

4. _____

5. _____

Word Bank

Price

Product

Headline

Telephone

Characteristics



4th Grade
Unit: 2

Some Descriptions

Activity **10**



Read and



Write.

Word Bank

Old

Modern

Cheap

Expensive


Large



1. _____



2. _____



3. _____



4. _____

Answer Key: 1. Cheap, 2. Expensive, 3. Old, 4. Modern.



4th Grade Unit: 2

Compare and Describe

Activity **11**

 Look ,  Read and  Write.

*Look at the Ads and compare them using the Word Bank. Next use the words in the diagram and write 3 sentences that describe the products. **Ad #1**

Word Bank

-cheap -big -expensive -small -fun
-new -attractive -beautiful -colorful
-soft

Compare

Ad # 1

Ad # 2

Both

- _____
- _____
- _____

- _____
- _____
- _____

- _____
- _____
- _____

Soccer ball
for sale
Buy now and save!
\$179
10% discount if you buy online.
www.worldcup.gob

Open Monday - Saturday
10 a.m. - 7 p.m.



Visit us at
McMullen Rd 77095
Laredo, Tx.

(215) 912- 4275
Call us now!

Ad #2
The shoes store

*Get your
tennis shoes
now!*



\$399

www.shoes.org (555) 918- 37 46

SHOP NOW

Describe

Example : The soccer ball is *cheap*.

1. _____
2. _____
3. _____

Answer Key : **Ad # 1.** cheap, big fun, attractive beautiful. **Ad # 2.** soft, expensive, small.



Final Product

Materials:

- Colored cardboard paper
- Sheets of white paper
- Markers, colored pencils
- Scissors
- Glue

Instructions:

1. On a separate sheet of paper copy the statements to create a classified advertisement.




2. Make a drawing of the product.



3. Write the information needed.



4. Show your **Classified Ad** to your family.





CUADERNO DE ACTIVIDADES





4th Grade
Unit: 3

Celebrations and Personal Experiences

Activity 1

Look, Read, Complete and Color.

Word Bank

went to the cemetery

saw fireworks

opened presents



1. I _____ on Christmas Eve .



2. I _____ on the Day of the Dead .



3. I _____ on Independence Day.

Answer key: 1. open presents, 2. go to cemetery, 3. see fireworks.



4th Grade
Unit: 3

What Did You Do Last Year?

Activity 2


 Read,  Look,  Match/Connect and  Color.



Last year,
on my **birthday**



a. my family and I
ate bread of the Dead.



Last year,
on the **Day of the Dead**



b. my friends and I **wore
traditional costumes.**



Last year,
on **Independence Day**



c. I **opened presents.**

Answer Key: 1. c, 2. a, 3. b.



4thGrade

Unit: 3

Parts of a Letter

Activity

3

 Read,  Cut,  Label and  Glue.



Word Bank

Closing

Body

Signature

Heading

Greeting



4th Grade Unit: 3

Activity

4

Write a Letter



Read and



Complete.

[Blank box for address]

[Blank box for name]


Thank you for the special gift
you sent me on my birthday. I really
love my new roller-skates.

[Blank box for body text]

[Blank box for signature]

Peter.

[Blank lines for address]



Word Bank

- Sincerely,
- Dear Mrs. Aguilar,
- September 20th, 2020
- I'm happy you remembered my birthday. Thanks again!



CUADERNO DE ACTIVIDADES





4th Grade Unit: 2

Expressions in a Letter

Activity **5**



Read and



Match.

1.



•

2.




•

3.



•

4.



•

- a) I was scared because I saw a spider.
- b) I was angry because my brother had the music very loud.
- c) I felt sad when I lost my cell phone.
- d) I felt happy when I arrived to school.

Answer Key : 1. c, 2. a, 3. d, 4. b.



4th Grade
Unit: 3

Complete the Letter

Activity 6



Read and



Write.

*Use the Word Bank to complete.

Word Bank

story / Please / classroom / letter / love

October 2nd, 2020

Dear Christian,

Hi! What a nice (1)_____ you told me! I laughed a lot while I was reading your (2)_____, but I could never eat grasshoppers! I'm happy you're having great time in Mexico. (3)_____, tell me more about your trip.

Here, everthing is fine. My new shcool is great!, but I miss you a lot. I still feel a stranger in the (4)_____. However, things are getting better.

Lots of (5)_____

Jake.

Answer Key: (1) story, (2) letter, (3) Please, (4) classroom, (5) love,






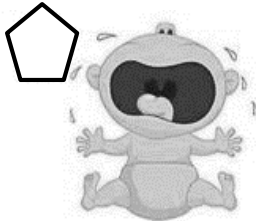



4th Grade Unit: 3

Let's Make a Match

Activity **7**

Look, Write and Match.

Example:



1. walk
2. ~~climb~~
3. cry
4. taste
5. sweep
6. knock
7. skate
8. sell
9. work
10. kick

- a) cried
- b) walked
- c) climbed
- d) skated
- e) tasted
- f) sold
- g) swept
- h) knocked
- i) kicked
- j) worked

Answer Key: 1. b, 2. c, 3. a, 4. e, 5. g, 6. h, 7. d, 8. f, 9. j, 10. i.



4th Grade Unit: 3

Action Words and Feelings

Activity 8



Read ,



Find and



Complete.

Word Bank

- | | |
|-------------------|---------------------------------|
| a) happy- play | d) angry - listen |
| b) excited- visit | e) relaxed- practice |
| c) safe - travel | f) enthusiastic- go |



Example:


1. I feel relaxed when I practice ballet.



4. We feel _____ when we _____ to the beach.




2. We feel _____ when we _____ the Museum.



5. I feel _____ when I _____ by bus to School.



3. I feel _____ when I _____ soccer.



6. I feel _____ when I _____ about COVID-19.

Answer Key: 1. e, 2. b, 3. a, 4. f, 5. c, 6. d.



CUADERNO DE ACTIVIDADES





4th Grade Unit: 3

What's the Correct Reply?

Activity 9



Read,



Circle and



Write.

Dear Sam,

I hope you are very well. Next week I start my online classes. I feel really excited and nervous. Can you help me?

Love,

Mary

A.

I want to know more about your vacations.

B.

I hope you liked the present I gave you.

C.

Don't worry. I'm going to help you. Let's keep in touch.



Write

Answer Key: C) Don't worry. I'm going to help you. Let's keep in touch.



4th Grade
Unit: 3

Finish the Letter

Activity 10



Read and



Write.

Phrase Bank

Love

I hope you are very well

photos of the place and I saw beautiful dolphins

This was the best experience of my life

We traveled by plane for two hours

Xcaret

November 6th, 2020

Dear Rose ,

Hi, how are you ? (1) _____ .

I 'm back from a trip to Cancun. (2) _____ .

When we arrived , I was tired but very happy .

We visited (3) _____

I took (4) _____ .

In the end , I liked everything I saw and tried .

(5) _____ .

Please, tell me about you .

(6) _____ .

Anna

Answer Key: 1. I hope you are very well, 2. We traveled by plane for 2 hours, 3. Xcaret , 4. photos of the place and I saw beautiful dolphins.
5. This was the best experience of my life, 6. Love





4thGrade
Unit: 3

Send a Letter

Activity **11**



Read,



Complete and



Write.

*Complete the information in the envelope.

Who do you want to be the sender and who the recipient of your letter?

Word Bank

recipient
sender

1. _____







2. _____



Answer Key: 1. sender, 2. recipient.



4th Grade
Unit: 3



Read,



Write

and



Cut.

Final Product

Write a Letter to a Friend!

Activity **12**

*Write the
letter using
its parts.

November 11th, 2020

Heading

Dear Sara,
Greeting

Body

How are you? I hope you are having fun in school. Have you made any new friends? I have made lots of friends at school. I am playing football this year. Are you playing any sports? I hope that you will write back soon. I miss you!

Closing

Your friend,

Signature

Howie Smith





4th Grade
Unit: 3

Final Product

Make the Envelope

Activity 13



Write,



Cut,



Fold

and



Glue.

Fold

Glue

Fold

Fold

Glue

Fold

PROGRAMA NACIONAL DE INGLÉS

CUADERNO DE ACTIVIDADES





4thGrade
Unit: 4

Asking for or Offering help?

Activity 1



Look ,



Read ,



Write and



Color .

1. Dad, can you help me with the homework?

$$\begin{array}{r} 17 \\ \times 11 \\ \hline \end{array}$$



Sure! I am good at Math.



2. Do you need any help, teacher?



Yes, please. I need to put them back.



Answer Key: 1. Asking for help, 2. Offering help.





4th Grade
Unit: 4

Who can help me?

Activity 2



Look ,



Match, and



Color .

1.



•

2.



•

3.



•

• a)



• b)



• c)



Answer key: 1.-c, 2.-a, 3.-b



4th Grade
Unit: 4

Ask and Offer Help

Activity 3



Read ,



Classify and



Write .

Word Bank

Can you help me?
Do you need any help?

Would you like some help?
Would you help me?



Ask for Help	Offer Help
<hr/>	<hr/>
<hr/>	<hr/>

Answer Key: Ask for Help: Can you help me?, Would you like some help?, Do you need any help?, Would you help me? Offer Help: Can you help me?, Would you like some help?





4thGrade
Unit: 4

Let's Think...

Activity **4**



Look,



Write

and



Color.

*Look at the pictures and write two sentences.

Ask for Help

_____ ?



Offer Help

_____ ?



PROGRAMA NACIONAL DE INGLÉS

CUADERNO DE ACTIVIDADES





4thGrade

Unit: 4

Unscramble the Questions

Activity 5



Read,



Unscramble,



Write

and



Underline.

*Read and order the following questions. Underline if they are used to ask for help or to offer help.

1.- you?/Could/I/help _____

Ask for help/
Offer help

2.- me?/Would/help/you _____

Ask for help/
Offer help

3.- Can/help/you?/I _____

Ask for help/
Offer help

4.- you/Can /me?/help _____

Ask for help/
Offer help

5.- Do/need/you/help? _____

Ask for help/
Offer help



Answer key : 1. Could I help you ?- Offer help. 2. Would you help me?- Ask for help, 3. Can I help you?- Offer help, 4. Can you help me?- Ask for help, 5. Do you need help?- Offer help.



4th Grade Unit: 4

Let's Classify

Activity 6



Read and



Write.

*Read the dialogues and write them in the correct box to classify them.

1. Do you need any help?
Yes, thank you.
2. Could you give me a hand?
Yes, of course.
3. What can I do for you?
I can't find something on the internet.
4. Would you mind helping me out?
Sure, I would.

Asking for Help	Offering Help
<hr/> <hr/> <hr/>	<hr/> <hr/> <hr/>
<hr/> <hr/> <hr/>	<hr/> <hr/> <hr/>

Answer Key: *Asking help: 2, 4. *Offering help: 1, 3.



Find the Answers to Offer Help

 Read,  Color and  Write.

Thank you!

Yes, please.

Really? Thank
you.

Of course!

Sure, I
could/would/can

Sure, no problem!

I
appreciate
it!

*Write two sentences to offer help and answer them using the bubbles.





4th Grade Unit: 4

Activity

8

Expressions



Read,



Look and



Write.

*Look at the pictures and label them using the vocabulary in the word bank.

Word Bank

- Answering

- Offering help

- Asking for help



I will help you.



Thank you.



Can you help me, please?

1.

2.

3.

Answer Key: 1. Offering help, 2. Answering, 3. Asking for help.

PROGRAMA NACIONAL DE INGLÉS

CUADERNO DE ACTIVIDADES





4th Grade Unit: 4

More Polite - Less Polite

Activity 9



Read ,



Classify and



Color.

*Color the expressions to offer help: **green**, the expressions to ask for help: **red** and the answers: **pink**.

1. Would you like my help?	2. Sure, no problem.	3. Can I help you?
4. Would you help me?	5. Can you do me a favor?	6. Yes, please!
7. Thank you!	8. What can I do for you?	9. Would you mind helping me out?

Answer Key: 1. green, 2. pink, 3. green, 4. red, 5. red, 6. pink, 7. pink, 8. green, 9. red.





4th Grade Unit: 4

Offering Help

Activity 10

 Look,  Read,  Cut and  Label.

*Read the sentences and organize them from more polite to less polite.

more polite



less polite

1.

2.

3.

4.

5.

Phrase Bank

a. Would you like my help?

b. Can I Help you?

c. How can I help you?

d. What can I do for you?

e. I will help you.

Answer Key: 1. a, 2. d, 3. c, 4. b, 5. e.





4th Grade
Unit: 4

Order the Conversations by Numbers

Activity 11



Read,



Number and



Say

Conversation 1

___ Sure, I can.

___ What's wrong, Nick?

___ I don't understand what to do. Can you help me with the task?



Conversation 2

___ What are you doing?

___ Of course, I'll help you.

___ I'm moving these boxes to Javier's room. Can you give me a hand?





4th Grade Unit: 4

Phrases to Offer and Ask for Help Mailboxes

Final Product

Activity **12**



Read,



Make

and





Classify.

Materials:

- Two boxes of milk or cereal
- Sheets of the notebook
- Scissors
- Construction paper
- Markers
- Glue

Instructions:

1. Decorate the two boxes of milk or cereal.



2. Write in your notebook phrases to ask for help and offer help, that you learned during this Unit.



Do you need any help?

Can you help me?

I need some help.

Would you like some help?

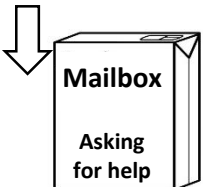


3. Cut the phrases in paper strips.

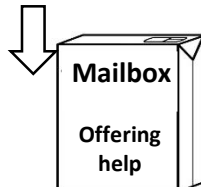


4. Put the paper into the two boxes classifying the phrases.

Can you help me?



Do you need any help?



5. Read aloud the phrases to a family member.

Can you help me?



PROGRAMA NACIONAL DE INGLÉS

CUADERNO DE ACTIVIDADES





Christmas Tree Card



Draw,




Color,



Cut and



Fold.



Merry Christmas !



Snowman Card



Draw,



Color,



Cut and



Fold.





4th Grade Celebrations

Find the Words from the Song

Activity **3**



Read,



Find and



Circle.

Word Bank



BELL

JINGLE

RIDE

RING

GO

HORSE

SNOW

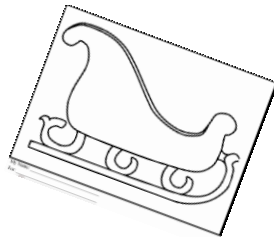
SLEIGH

FUN

LAUGH

SING

S	S	N	O	W	J	R	I	D	E
L	B	T	H	A	I	D	D	V	Y
E	E	M	K	Y	N	G	H	O	U
I	L	R	I	N	G	C	I	P	E
G	L	J	W	A	L	A	U	G	H
H	O	R	S	E	E	N	G	H	L
T	X	C	K	J	E	B	F	U	N
K	Z	U	S	I	N	G	F	L	A





Write ,



Complete and



Color.

Word Bank

Boot

Snowman

Christmas tree

Poinsettia flower

Gifts


1



2



3



4



5





CUADERNO DE ACTIVIDADES





4thGrade
Unit: 1



Read



Circle

Example:

1

Identify Expressions of Concerns

Activity 1

I'm worried
about being
infected by the
Covid-19.

Just continue
using your mask
and wash your
hands.



2

Hi, Rosy.
I'm concerned
about my school
grades.

Hello, Ricky.
Come and study
with me.

3

I'm worried about
making mistakes
in virtual clases.

I will help you.



Answer Key: 1.- I'm worried about. 2.- I'm concerned about. 3.- I'm a bit worried about.



Expressing or Replying to Concerns?

Activity 2

 Look  Read  Match/Connect

I'm concerned about my school grades.



Don't worry. I'll explain you.



I'm worried because I spilled the paint out.



Don't worry. I have more paint in my house.



Example:

1

2

3

4

Express concerns

Reply to concerns



4thGrade
Unit: 1

What Are You Worried About?

Activity 3



Read



Complete



Draw



Color

Word Bank

1.- being infected by COVID-19.

2.- my school grades.

3.- making mistakes in virtual classes.

*Write one of the expressions that tells what you are worried about and draw and color a picture about it.

I am worried about _____.



Phrases to Express and Reply to Concerns



Read



Classify



Write

1.- I'm worried about...

2.- I think you should...

3.- Don't worry, you
will be fine.

4.- I'm upset
about...

5.- Everything will be
OK!

6.- I have a big
problem with ...



a) Phrases to express concerns.

b) Phrases to reply to concerns.





4th Grade Unit: 1

Replying to Concerns

Activity 5



WORD BANK

have a problem
with my
homework

Thank you

I can help you

I think you should

you look worried

1

Dear, _____

What's the
matter?



2

Well...



3

read again.

Count on
me!



4

mom!



Answer Key: 1. You look worried. 2. have a problem with my homework. 3. I think you should. 4. Thank you.





Look



Find



Circle

Puzzle Instructions:

Look for the names of the heroes of the Independence of Mexico and circle them.

I	G	N	A	C	I	O	A	A	L	L	E	N	D	E
J	T	U	I	X	C	D	F	D	A	R	Q	Z	J	W
T	O	U	Q	R	D	S	H	S	Y	C	Y	P	O	M
R	N	S	G	L	K	V	X	D	P	O	R	X	S	O
H	O	J	E	F	Z	V	Y	N	H	Y	I	P	E	L
E	G	W	J	M	O	G	W	A	F	F	R	W	F	S
S	J	U	A	N	A	L	D	A	M	A	Y	L	A	T
B	E	L	I	Q	Y	M	H	I	E	N	V	T	O	R
Y	T	V	D	C	P	J	O	S	O	C	B	U	R	V
F	K	U	R	D	N	E	F	R	U	L	K	E	T	S
S	E	R	G	E	A	L	L	E	E	M	Q	B	I	A
R	T	N	I	E	L	P	I	P	I	L	A	R	Z	Y
B	Q	X	P	M	Z	X	J	W	H	V	O	K	C	P
D	W	E	J	T	U	U	C	Q	I	I	B	S	I	Z
M	I	G	U	E	L	H	I	D	A	L	G	O	T	G





CUADERNO DE ACTIVIDADES





4th Grade
Unit: 1

A Dialogue with a Friend

Activity 7



Listen



Read



Count / Number



_____ Not so good. I'm concerned about my grades.

_____ Would you like some help?

_____ Good! Everything will be OK!

_____ Yes! Thank you!

_____ Hi, Javier. How are you?

1.-Hi, Javier. How are you? 2.- Not so good.I'm concerned about my grades 3.- Would you like some help? 4.- Yes! Thank you 5.- Good! Everything will be OK!

Answer Key :



What's the Matter?



Read



Write



Unscramble

1. a/problem./Mathematics/I/am/about/worried

1. _____.

2.concern/ test./ about/I/ Spanish/am /the

2. _____.

3. I/ worried/ about/my/ score./ am/ English

3. _____.

4. am/COVID-19./ about/worried/I

4. _____.





4th Grade Unit: 1

Phrases to Reply

Activity 9



Look



Read



Match



Color



1

A) Take a time-out


B) Take a deep breath



2

C) Write a journal

D) Listen to music




3

E) Count to

F) Color or draw

4



5



6



Answer keys: a) 1, b) 5, c) 3, d) 6, e) 2, f) 4



4th Grade
Unit: 1

To Feel Better I Can...

Activity 10



Look





Write



Complete



A. Look at the pictures, choose and complete the sentence.



worried

concerned



I'm _____



bad grades

homework

about _____.



ask for a hug

listen to music

To feel better I can _____.

B. Write to complete the sentences.

I'm _____ about _____.

To feel _____.



4th Grade
Unit: 1

Today I Feel...

Activity **11**



Look



Read



Write

Word Bank

Angry

Happy

Scared

Sad

Worried



1. She is...



2. He is ...



3. She is...



4. He is...



7. He is...

Answers here: 1)Happy 2)Angry 3)Sad 4)Scared 5)Worried




Sentence Bank

1. I can help you studying after school.
2. You should study the guided questionnaire.
3. You should keep studying and your score will improve.

<input type="checkbox"/> _____
<input checked="" type="checkbox"/> _____
<input type="checkbox"/> _____
<input type="checkbox"/> _____

a) I am concerned about my Spanish Test. _____



b) I am concerned about my English Score. _____



c) I have a big problem with Mathematics. _____



CUADERNO DE ACTIVIDADES





Look



Read




Write


Word Bank

-I am upset about the COVID-19 . -I have a big problem with my friends.
-I am concerned about my English Test. -I am worried about my homework.


1.



2.



3.



4.





Read



Look



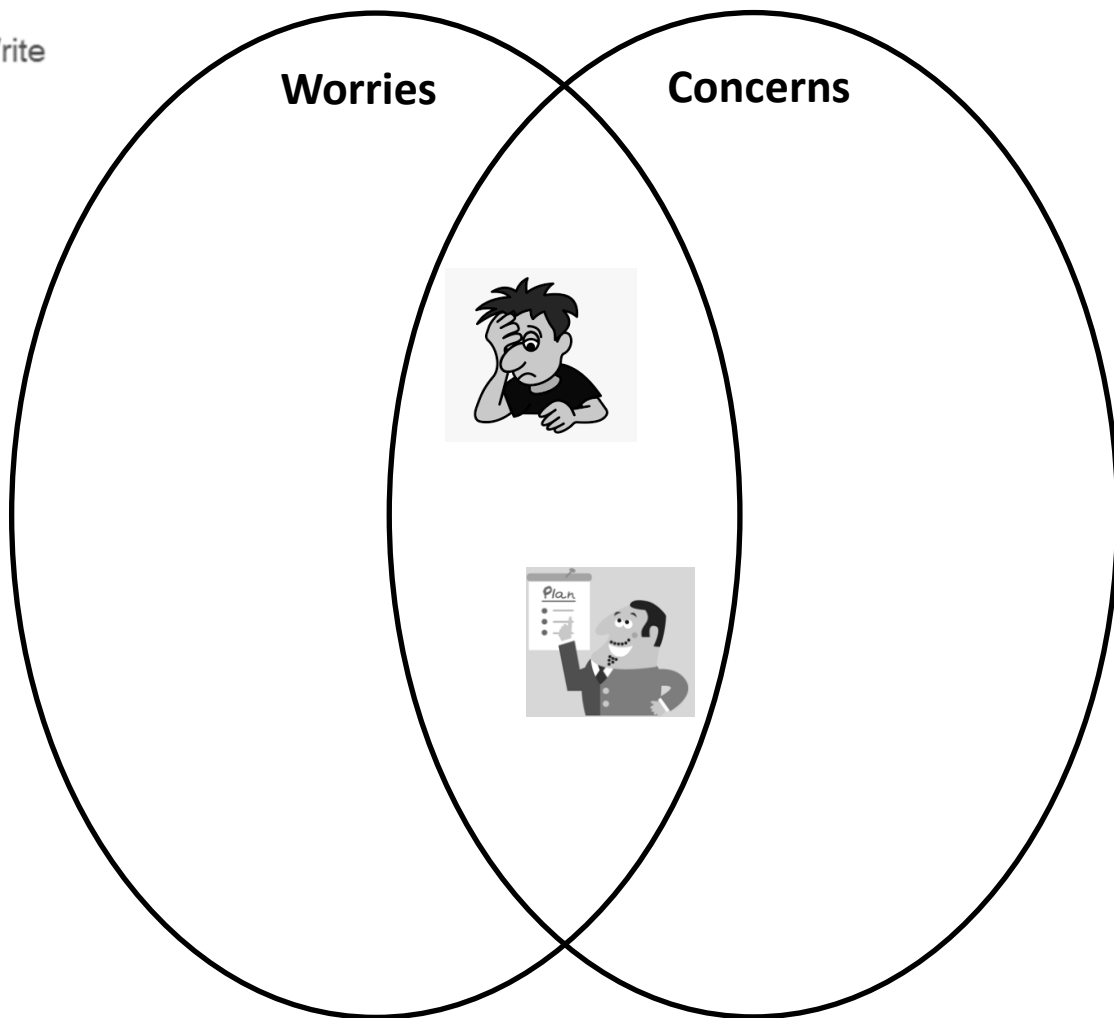
Classify



Write

Worries and Concerns Bank

- Worry distracts us.
- Concern focuses us.
- Worry disables planning.
- Concern help us to plan.
- Concern clarifies our purpose.
- Worry blurs our visión.





4th Grade
Unit: 1

My List of Worries and Concerns

Activity 15



Read



Write



Color

Worries and Concerns

- Online learning
- New teacher
- First day of school
- Doing something new
- A test





4thGrade Unit: 1

Expressions to Reply to Worries and Concerns

Activity 16



Read



Underline




Color



Dialogue 1:

- Hi Javier. How are you today?
- Not so good. I am concerned about my grades.
- Would you like some help?
Yes! Thank you.
- Everything will be OK!



Dialogue 2:

- Dear, you look worried. What's the matter?
- I have a big problem with my Math homework.
- I think you should read the instructions again.
- I did it.
- Ok, I can help. Count on me!
- Thank you, mom.

Final Product

My Box of Worries and Concerns

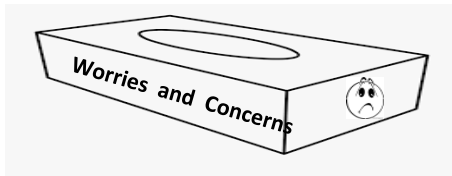


Materials:

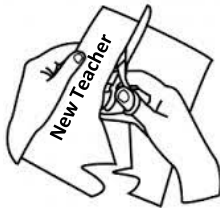
- A box
- Sheets of white paper
- Scissors
- Construction paper (different colors)
- Markers
- Glue

Instructions:

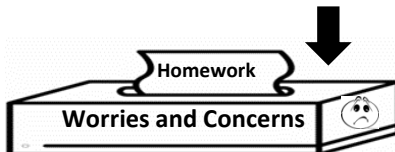
1. Decorate the box.



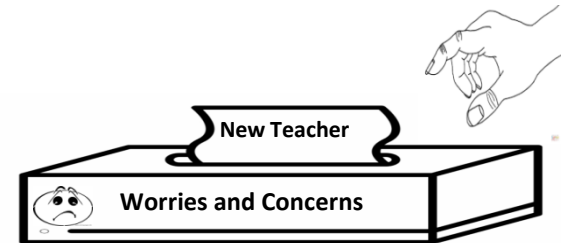
2. Write six worries or concerns and cut them in paper slips.




3. Put the paper slips inside the box.



4. Take out one paper slip from the box.



5. Create a short dialogue and then practice with a family member.





Read



Write



Draw



Color

1) My State's capital is _____.

2) What are 3 things you can find in your state?

1. _____

2. _____

3. _____

3) Draw them in the map and color them.

COAHUILA DE ZARAGOZA

